

PROJECT NAME: 1131 Lawrence Avenue (formerly 1605 Gordon Drive) VDZ PROJECT FILE: DP2021-48
 CLIENT/OWNER: PC Urban PROJECT SI # LSI #19 Rev. 1
 CONTRACTOR: Kerkhoff Construction
 ATTENTION: Jessyca Fan Integra Architecture Inc. jessycayf@integra-arch.com

The following site instruction has been issued to clarify the following queries raised by the contractor. If the contractor deems these works as a variance to the contract price or contract time, the contractor is to discuss any additions or omissions with the contract administrator (CA) & obtain CA approval prior to continuing.

ATTACHMENTS

QUANTITIES	DESCRIPTION	DATE ON TITLEBLOCK
(1) 11 X 17"	LSI #19 - LEVEL 1 SITE PLAN - PMT FENCING	2026-01-28
(1) 24 X 36"	LD-08 DETAILS – SLIDING GATE & FENCING	

DESCRIPTION

Changes include the following:

- Addition of a 2.0m height cedar privacy fence and pedestrian gate along southwest building exit path. Pedestrian gate to include panic bar hardware on the inside of gate and a handle with FOB access on the outside of gate. FOB access to be coordinated with Architectural & Electrical.
- Contractor to cut extent out existing concrete path and install new fence / gate post footings to be flush with finished grade of the existing path.
- **Note:** Contractor to coordinate with Fortis BC electric crews to avoid the transformer counterpoise when installing the fence / gate posts. Contractor to contact Nathan Van Zydeveld from Primary Engineering (nvanzydeveld@primaryeng.com) prior to undertaking any work.
- Addition of a 2.0m height cedar double gate with castor wheels in front of Electrical transformer. Gate to include minimal metal fastening components. Lock-box to be provided on exterior of gate for Fortis BC access.

Reason for Change: Client Request for Additional Site Security Fencing

END

If there are any further questions, please contact me.

Sincerely,
 Kim McNamee

Align footing with existing concrete wall

2m high cedar double swing gate with lockable latch, to open towards sidewalk

2m high metal swing gate with FOB access as per Electrical

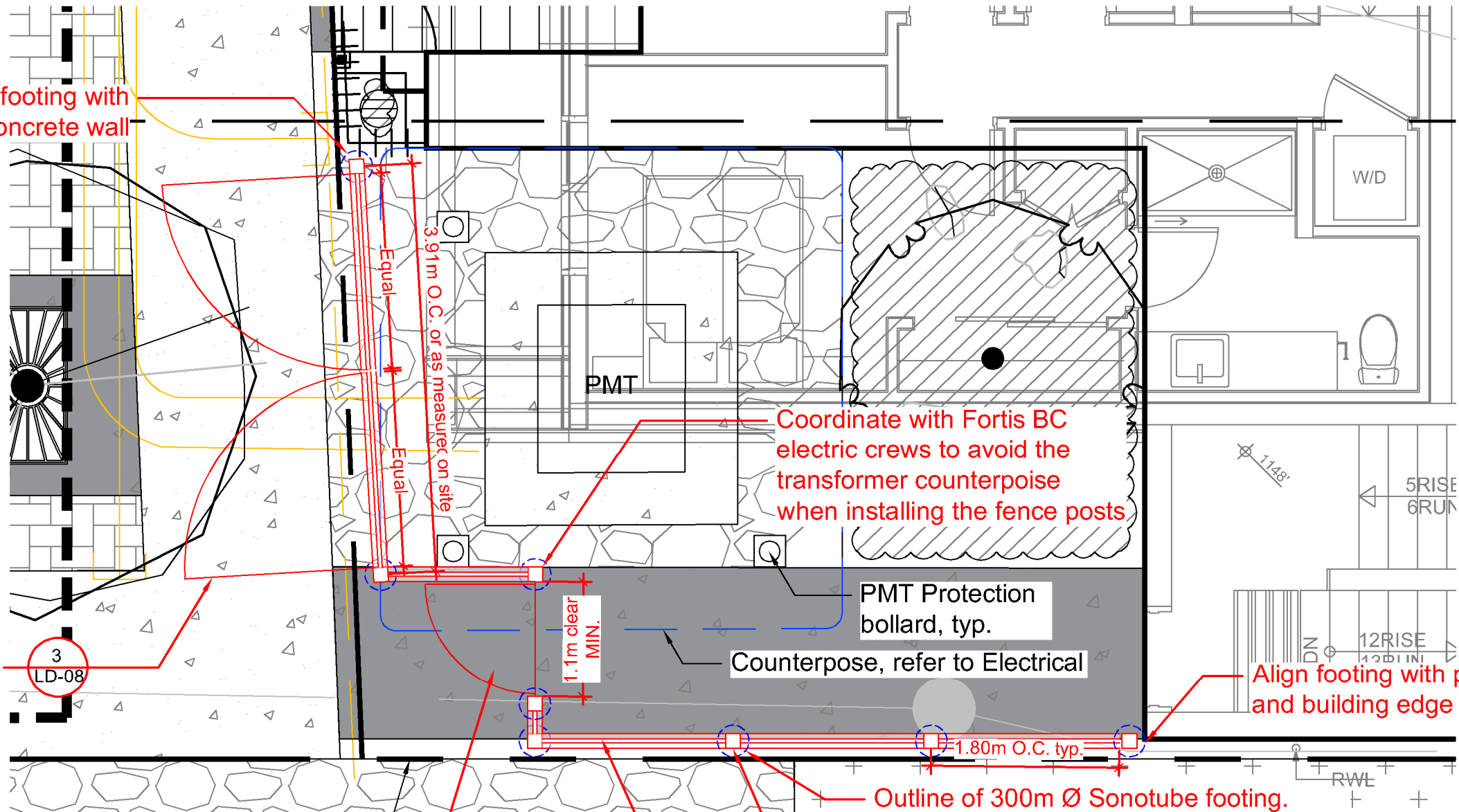
Coordinate with Fortis BC electric crews to avoid the transformer counterpoise when installing the fence posts

Align footing with path and building edge

Outline of 300m Ø Sonotube footing. Contractor to cut footing extent out of existing concrete path and pour footings to be flush with path surface. Footing must not encroach onto adjacent property

Cedar fence post, to be spaced equally

2m high cedar privacy fence; inside fence slats to align with edge of existing concrete path



VDZ+A
 LANDSCAPE ARCHITECTURE | CIVIL ENGINEERING | URBAN FORESTRY

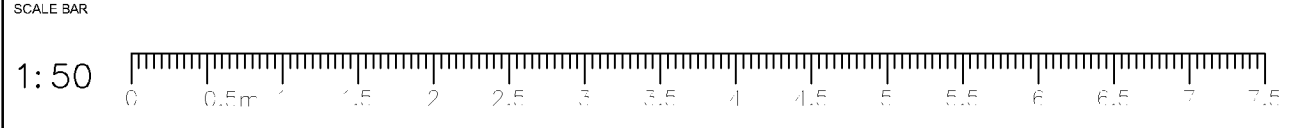
FORT LANGLEY STUDIO | MOUNT PLEASANT STUDIO
 101-9181 Church St | 102-355 Kingsway
 Fort Langley, BC | Vancouver, BC
 V1M 1A0 | V5T 3J7
 www.vdz.ca | 604-882-0024

DRAWING TITLE
LSI#19 - LEVEL 1 SITE PLAN - PMT FENCING

PROJECT NO.
DP2021-13

PROJECT
Gordon Ave

• Copyright reserved. This drawing and design is the property of van der Zalm + associates inc. and may not be reproduced or used for other projects without permission.
 Contractor shall check all dimensions on the work and report any discrepancy to the consultant before proceeding all drawings and specifications are the exclusive property of the owner and must be returned at the completion of the work.

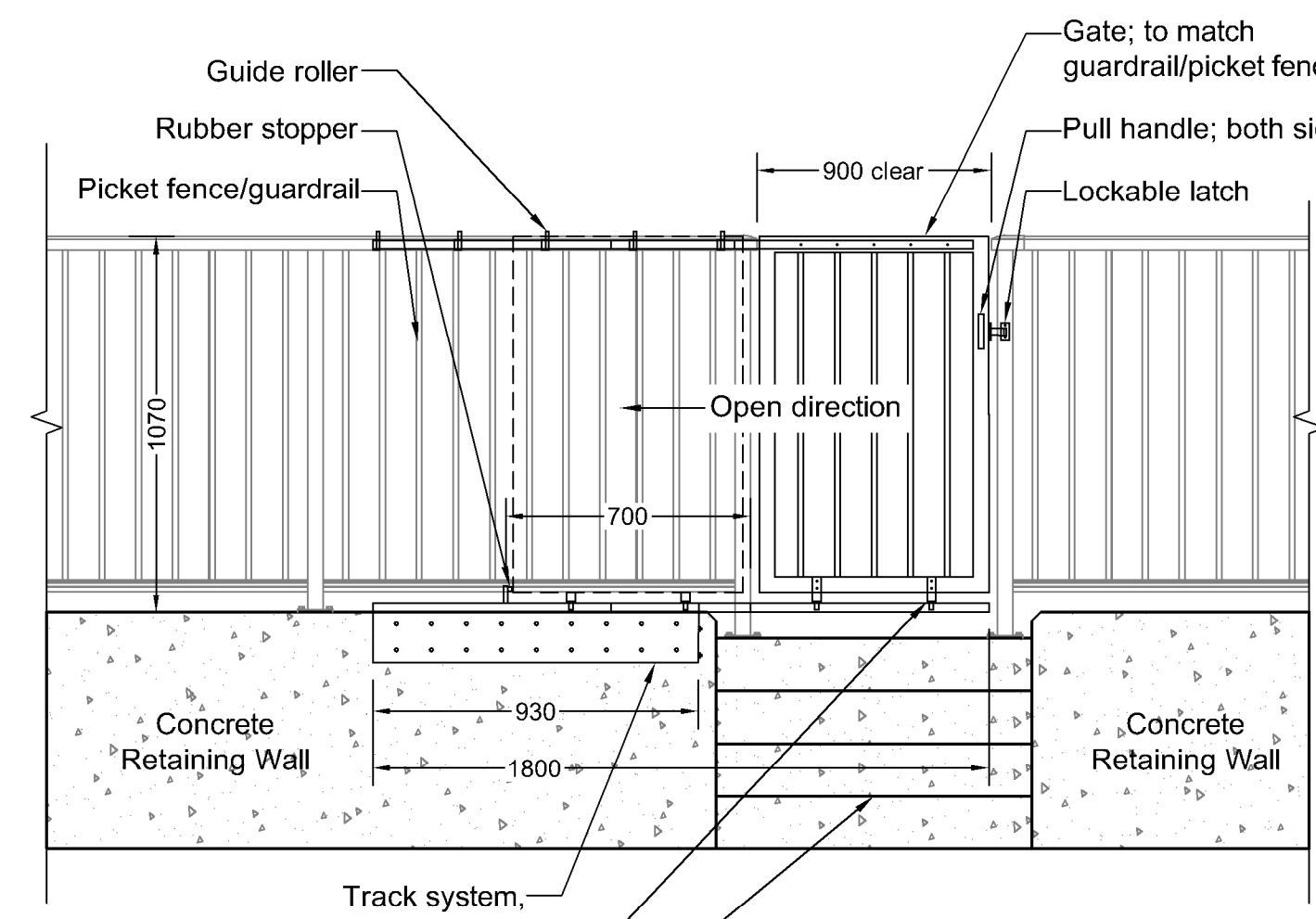


DRAWN
 AF
 CHECKED
 KM
 APPROVED
 KM

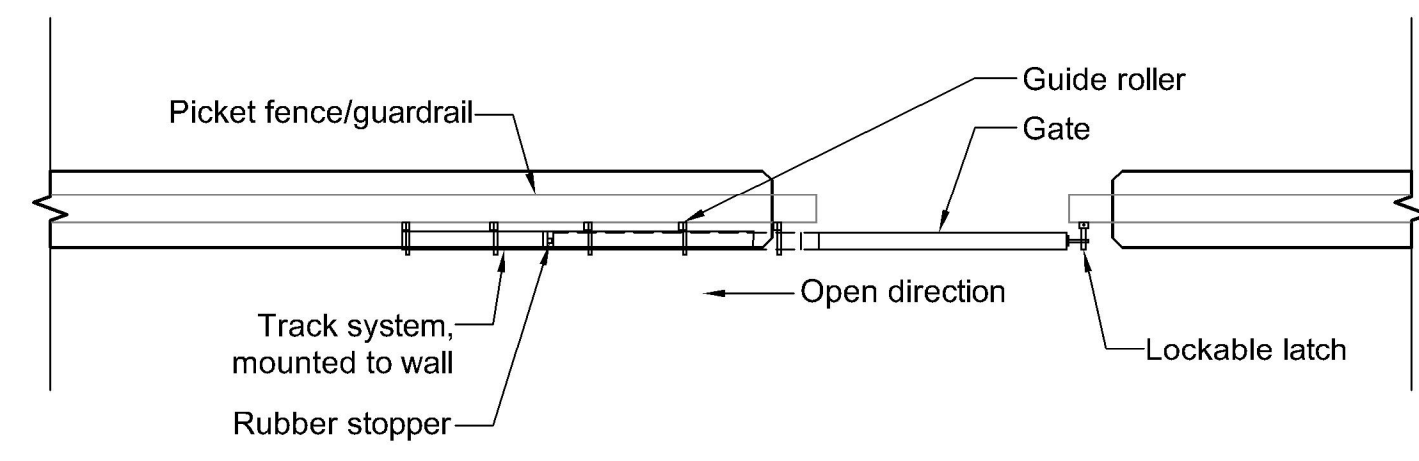


SCALE
 1:50
 DRAWING NO.
 LSK-01
 DATE
 January 28, 2026

SEAL

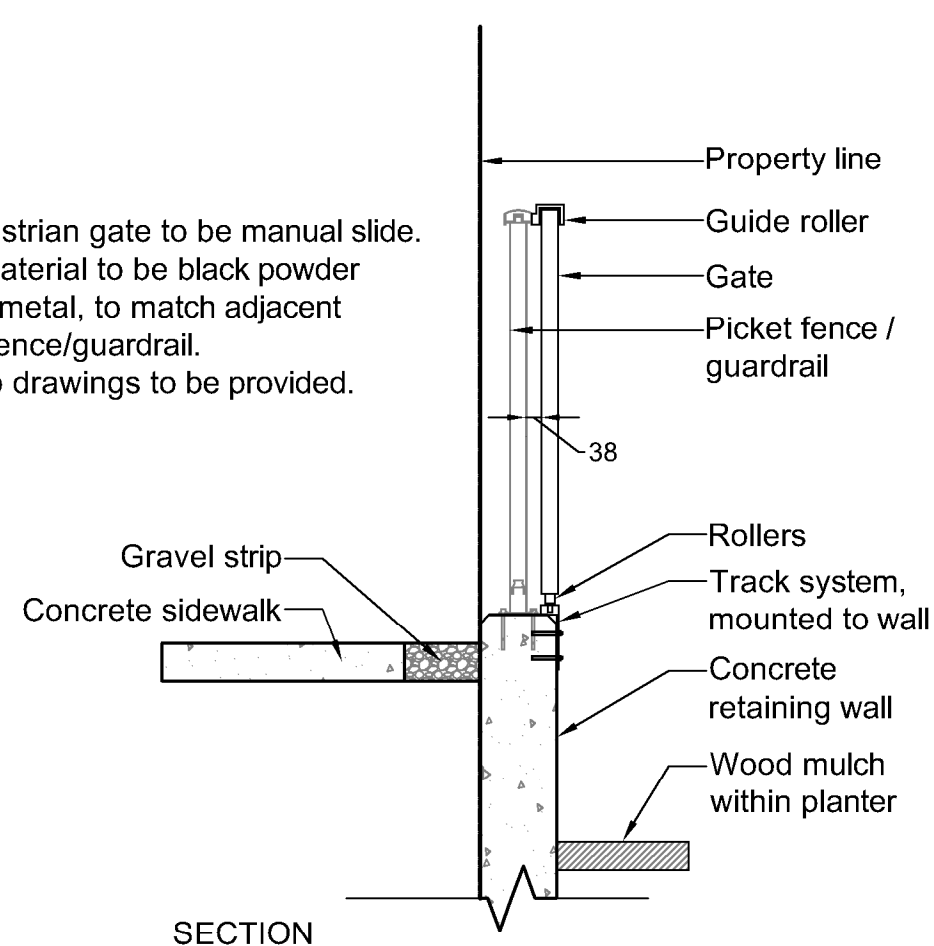


ELEVATION




PLAN

Notes:
 1. Pedestrian gate to be manual slide.
 2. All material to be black powder coated metal, to match adjacent picket fence/guardrail.
 3. Shop drawings to be provided.



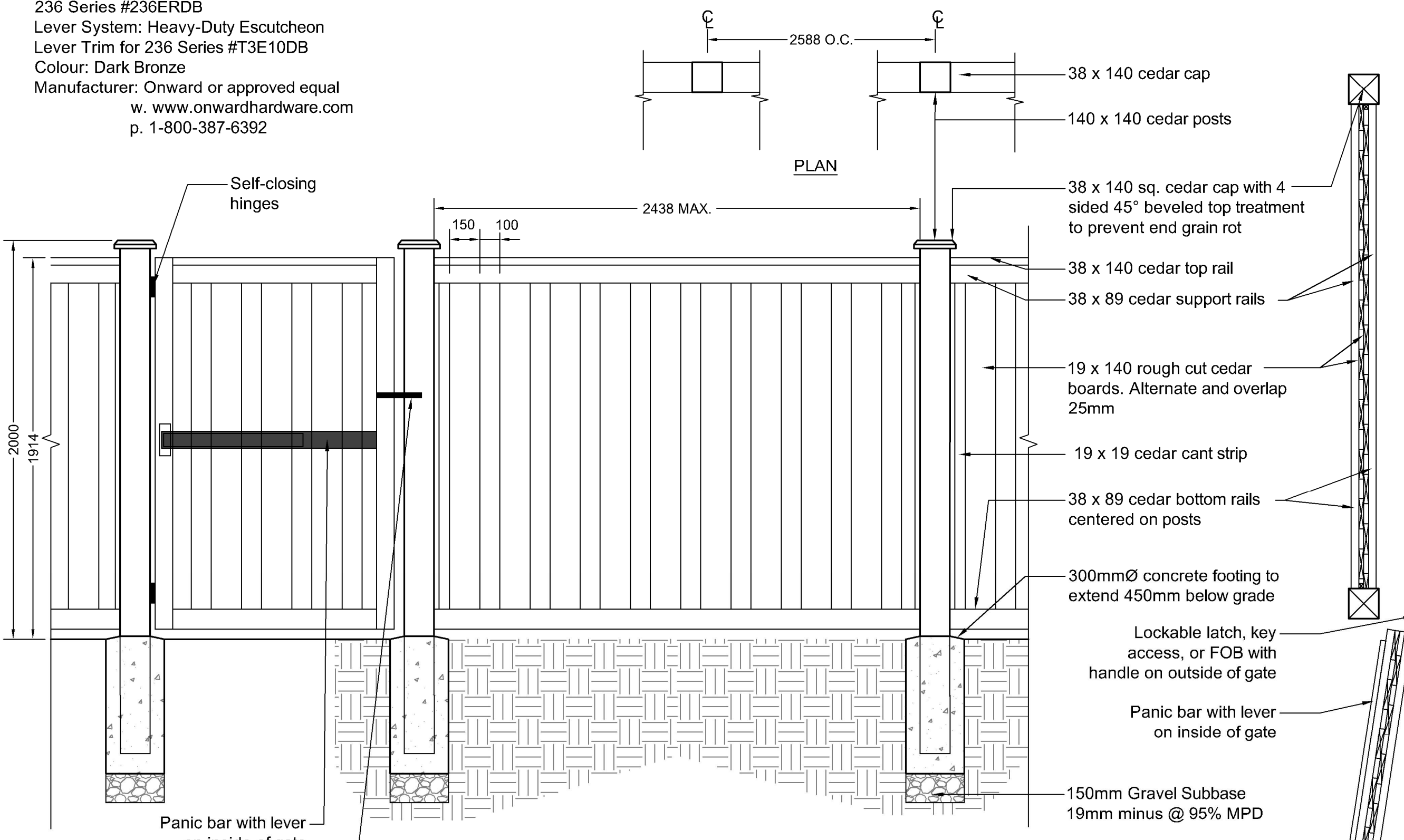
SECTION



PRECEDENT IMAGE

1 SLIDING PEDESTRIAN GATE
 1:20

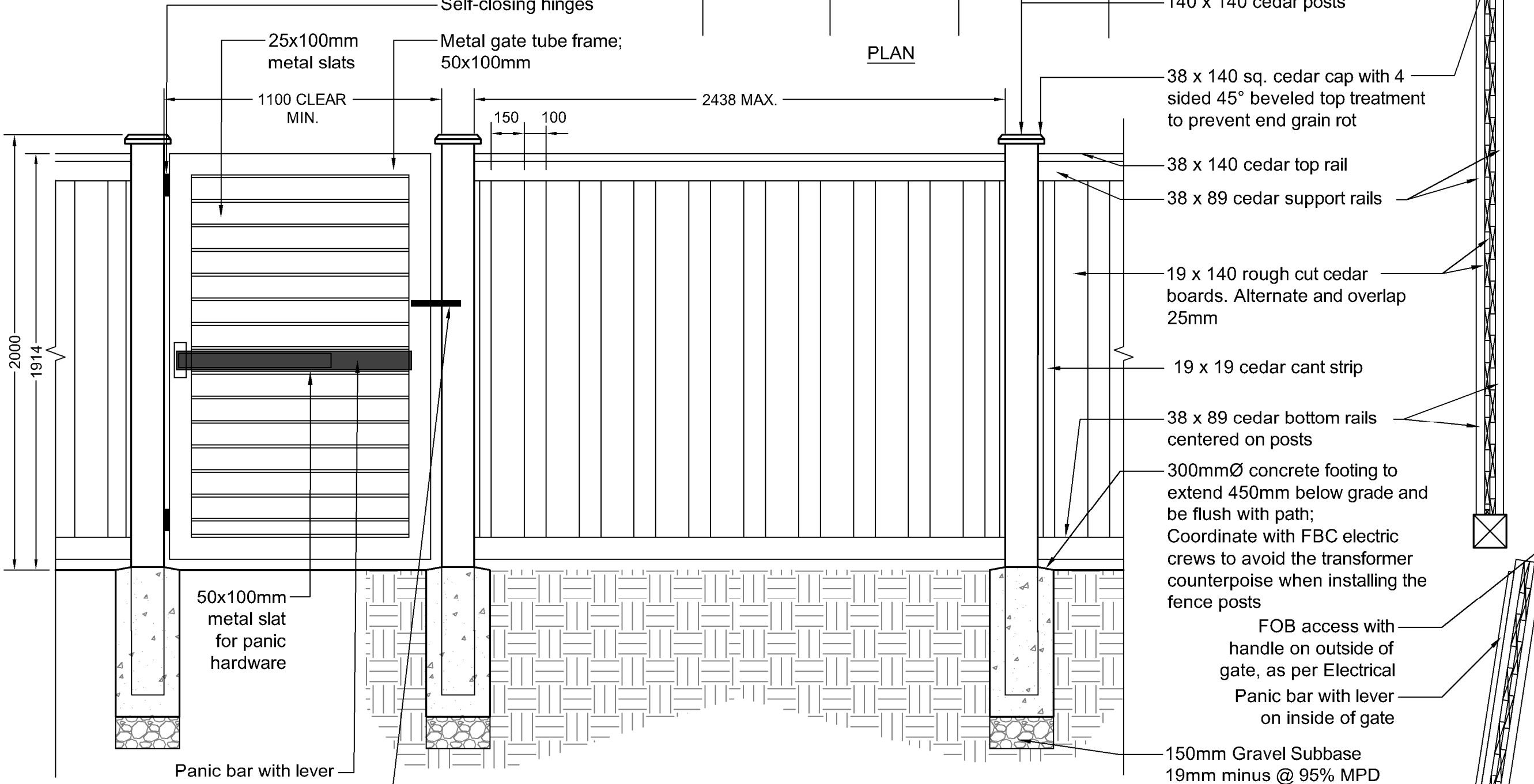
PANIC BAR HARDWARE:
 Panic Bar System: Rim Type Panic Bars - 236 Series #236ERDB
 Lever System: Heavy-Duty Escutcheon Lever Trim for 236 Series #T3E10DB
 Colour: Dark Bronze
 Manufacturer: Onward or approved equal
 w. www.onwardhardware.com
 p. 1-800-387-6392



Note:
 1. Ensure all fasteners exposed to weather are hot-dipped galvanized to prevent staining.
 2. Installation of egress latches to follow manufacturer's instructions.
 3. Provide lock-box on exterior of gate for Fortis BC access.
 4. Shop drawings to be provided.

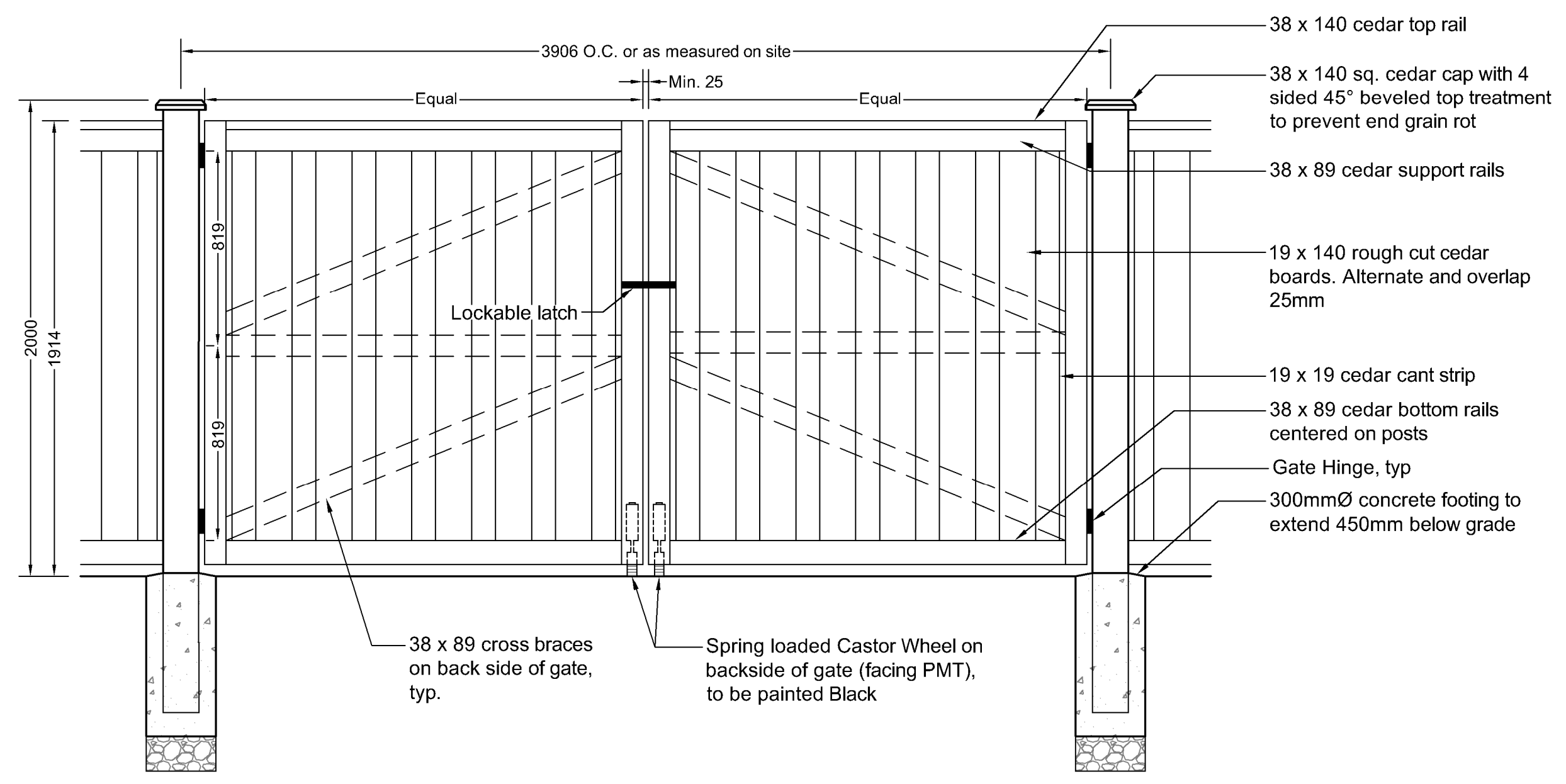
2 2.0m HT. PRIVACY FENCE & GATE
 1:20

PANIC BAR HARDWARE:
 Panic Bar System: Rim Type Panic Bars - 236 Series #236ERDB
 Lever System: Heavy-Duty Escutcheon Lever Trim for 236 Series #T3E10DB
 Colour: Dark Bronze
 Manufacturer: Onward or approved equal
 w. www.onwardhardware.com
 p. 1-800-387-6392



Note:
 1. Ensure all fasteners exposed to weather are hot-dipped galvanized to prevent staining.
 2. All metal gate components to match existing site gate and fence components.
 3. Installation of egress latches to follow manufacturer's instructions.
 4. Provide lock-box on exterior of gate for Fortis BC access.
 5. Shop drawings to be provided.

4 2.0m HT. PRIVACY FENCE & METAL GATE
 1:20



Note:
 1. Ensure all fasteners exposed to weather are hot-dipped galvanized to prevent staining.
 2. Installation of egress latches to follow manufacturer's instructions.
 3. Provide lock-box on exterior of gate for Fortis BC access.
 4. Shop drawings to be provided.

3 2.0m HT. CEDAR DOUBLE SWING GATE
 1:20

No.	By:	Description	Date
18	KM	Issued for DP Resubmission	2024-04-29
17	RMK	Issued for Site Instruction #4	2024-04-23
16	KM	Issued for Construction	2023-08-31
15	KM	Issued for BP Resubmission	2023-06-28
14	KM	Issued for Tender	2023-04-05
13	KM	Issued for Tender	2023-03-24
12	KM	Issued for IFT	2023-03-17
11	KM	Issued for IFT Coordination	2023-03-07
10	SH	Issued for BP	2023-02-10
9	SH	Issued for BP Review	2023-02-03
8	LJ	Issued for BP Check Set	2022-11-10
7	LJ	90% BP For Coordination	2022-10-12
6	LJ	30% BP For Coordination	2022-08-16
5	LJ	Issued for DP Resubmission	2022-06-09
4	ET	Issued for DP Resubmission	2022-05-02
3	LJ	Issued for DP Resubmission	2022-03-04
2	LJ	Issued for Development Permit	2021-10-14
1	LJ	Issued for Review	2021-10-08

REVISIONS TABLE FOR DRAWINGS

Copyright reserved. This drawing and design is the property of VDZ+A and may not be reproduced or used for other projects without permission.

No.	By:	Description	Date
8	KM	Issued for LSI #19 - Rev. 1	2026-01-28
7	KM	Issued for LSI #17	2025-11-04
6	KM	Issued for LSI #16	2025-10-21
5	JF	Issued for LSI #11	2024-04-01

REVISIONS TABLE FOR SHEET

Project:
 GORDON DRIVE

Location:
 1605 Gordon Drive
 Kelowna, B.C.

Drawn: LJ	Stamp:
Checked: SH	
Approved: SH	Original Sheet Size: 24"x36"
Scale: AS SHOWN	CONTRACTOR SHALL CHECK ALL DIMENSIONS ON THE WORK AND REPORT ANY DISCREPANCY TO THE CONSULTANT BEFORE PROCEEDING. ALL DRAWINGS AND SPECIFICATIONS ARE THE EXCLUSIVE PROPERTY OF THE OWNER AND MUST BE RETURNED AT THE COMPLETION OF THE WORK. ALL REVISIONS TO DRAWINGS MUST NOT BE PRICED FOR CONSTRUCTION UNLESS LABELED ISSUED FOR TENDER/CONSTRUCTION.

Z:\PROJECTS\DEVELOPMENT PERMIT\ACTIVE\2021\DP2021-48 GORDON DRIVE\DWG\SHEETS\LD-07 DETAILS DAYCARE FENCE.DWG